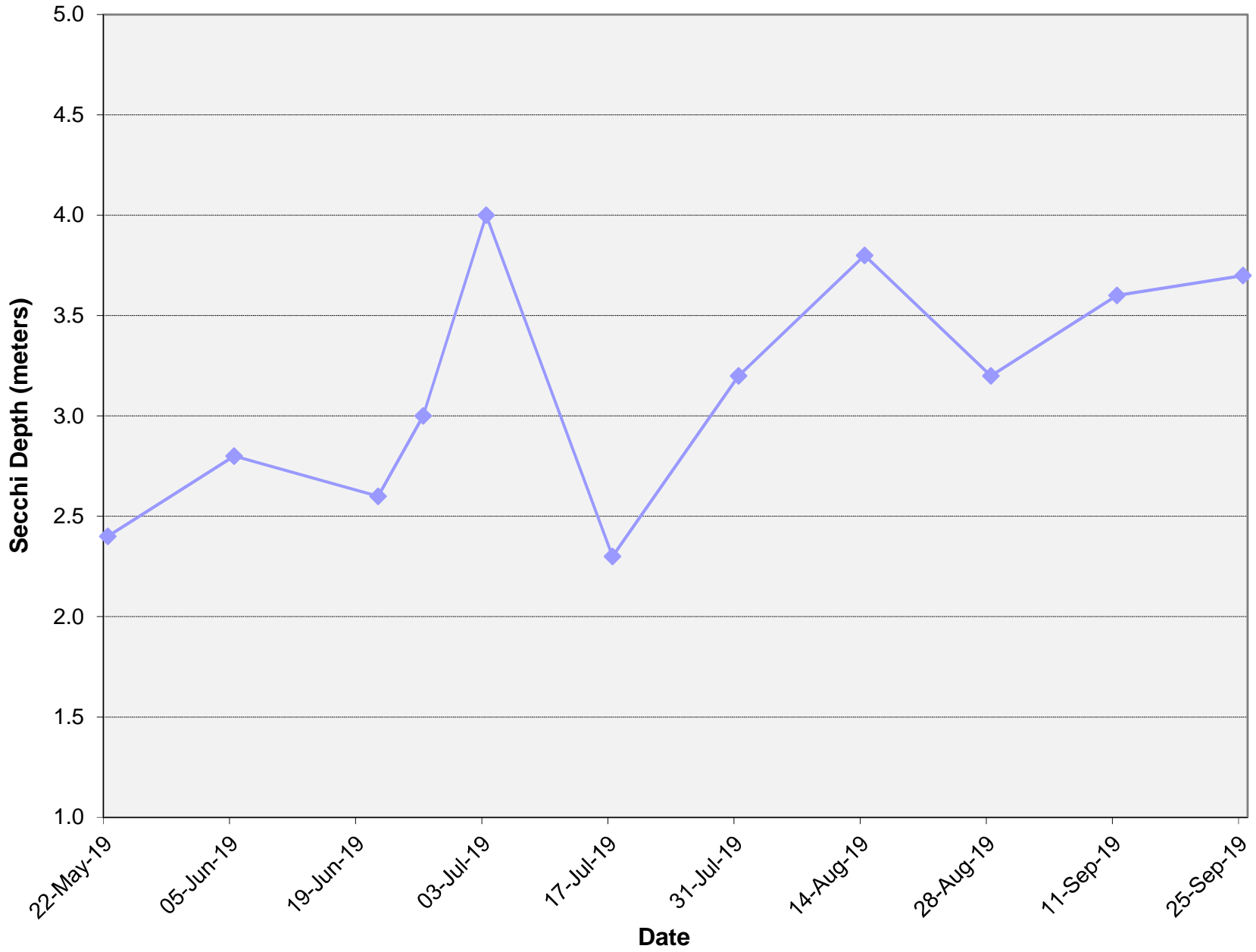


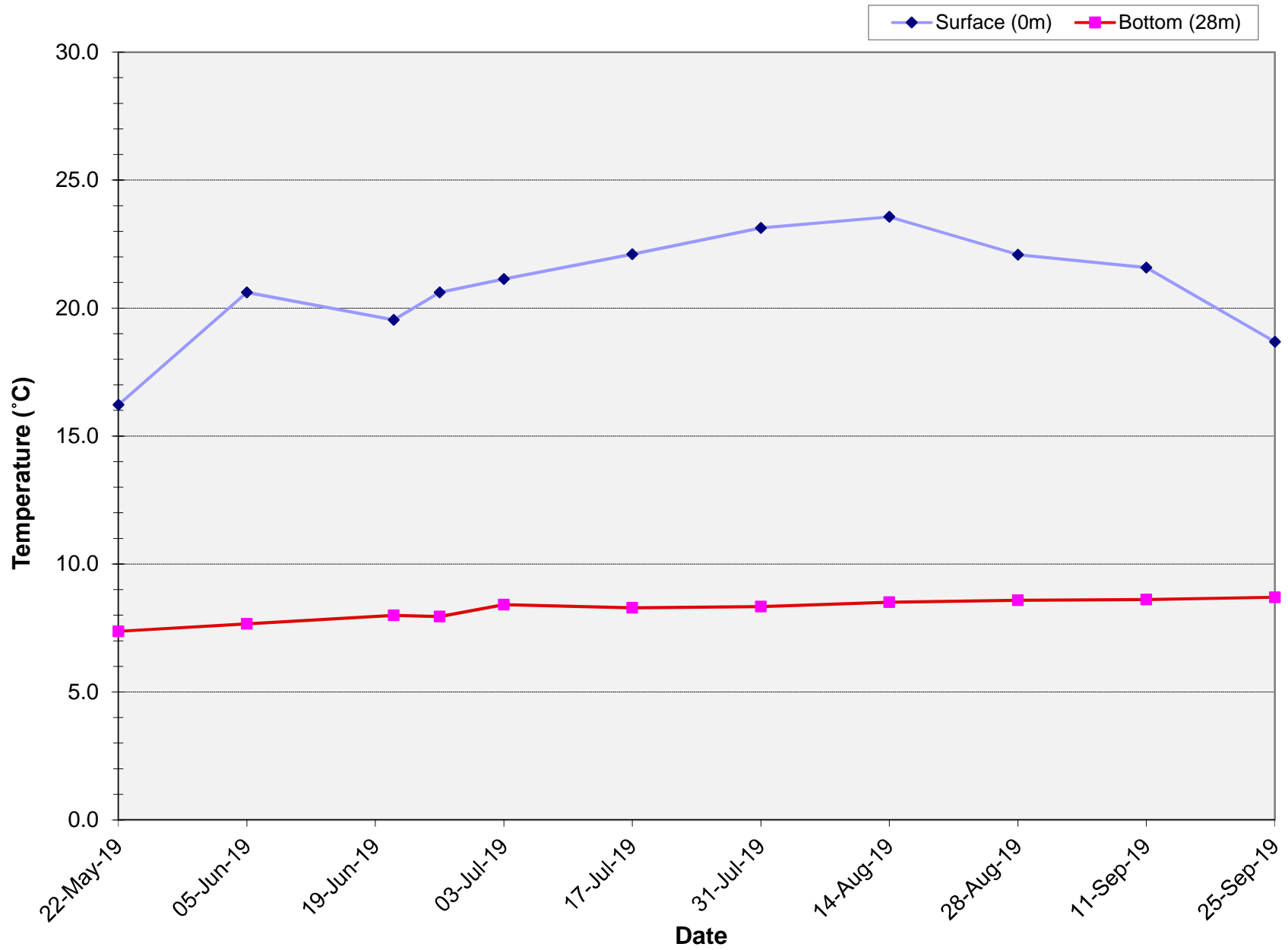
OLWQS 2019 2 CENTRAL BASIN

DATE	TIME	SKY CLOUDS	WIND DIRECTION	WIND STRENGTH	WATER CONDITION	AIR TEMPERATURE (°C)	LAKE DEPTH (meters)	SECCHI DISC (meters)	TEMP, SURFACE (°C at 0m)	TEMP, BOTTOM (°C at 28m)	D.O. SURFACE (mg/l at 0m)	D.O. BOTTOM (mg/l at 28m)	SP. COND. - SURFACE (µS/cm)	SP. COND. - BTM (µS/cm at 28m)	pH SURFACE	pH BOTTOM (28 m)	THERMOCLINE			NOTES	
																	DEPTH (meters)	TEMP (°C)	D.O. (ppm)		
22-May-19	10:05 AM	Broken		Light	Light ripple	18	30	2.4	16.2	7.4	9.89	6.38	290.8	300.8	8.63	7.51	8	12.7	10.2		
5-Jun-19	10:07 AM	Overcast	S	Light	Light ripple	19	30	2.8	20.6	7.7	8.97	3.84	286.5	303.8	8.77	7.54	10	9.8	7.2		
21-Jun-19	9:07 AM	Broken	NW	Strong	White tops	18	31	2.6	19.5	8.0	8.57	1.71	286.1	304.9	8.63	7.15	9	15.2	7.5		
26-Jun-19	11:25 AM	Clear		Calm	Calm	21	30	3.0	20.6	8.0	8.92	0.97	288.3	306.8	8.76	7.35	10	11.8	6.9		
3-Jul-19	9:53 AM	Scattered	S	Calm	Calm	22	30	4.0	21.1	8.4	8.77	1.67	289.1	305.7	8.65	7.30	10	12.7	6.1		
17-Jul-19	9:50 AM	Overcast	S	Light	Light ripple	25	31	2.3	22.1	8.3	8.93	0.00	291.0	307.5	8.73	7.18	10	14.8	4.0		
31-Jul-19	11:17 AM	Clear	NW	Light	Light ripple	25	30	3.2	23.1	8.3	8.42	0.00	291.3	307.7	8.56	7.06	10	14.2	3.7		
14-Aug-19	10:46 AM	Clear	N	Calm	Calm	23	30	3.8	23.6	8.5	8.47	0.00	293.2	306.4	8.68	7.07	10	15.7	2.9		
28-Aug-19	9:15 AM	Clear	N	Light	Light ripple	20	30	3.2	22.1	8.6	8.48	0.00	295	307	8.57	7.17	10	16.8	1.2		
11-Sep-19	10:30 AM	Clear		Calm	Calm	17	30	3.6	21.6	8.6	8.31	0.00	295	309	8.65	7.21	10	17.6	0.5		
25-Sep-19	11:05 AM	Scattered	SE	Light	Calm	16	30	3.7	18.7	8.7	8.43	0.00	297	309	8.56	7.24	11	14.8	3.8		

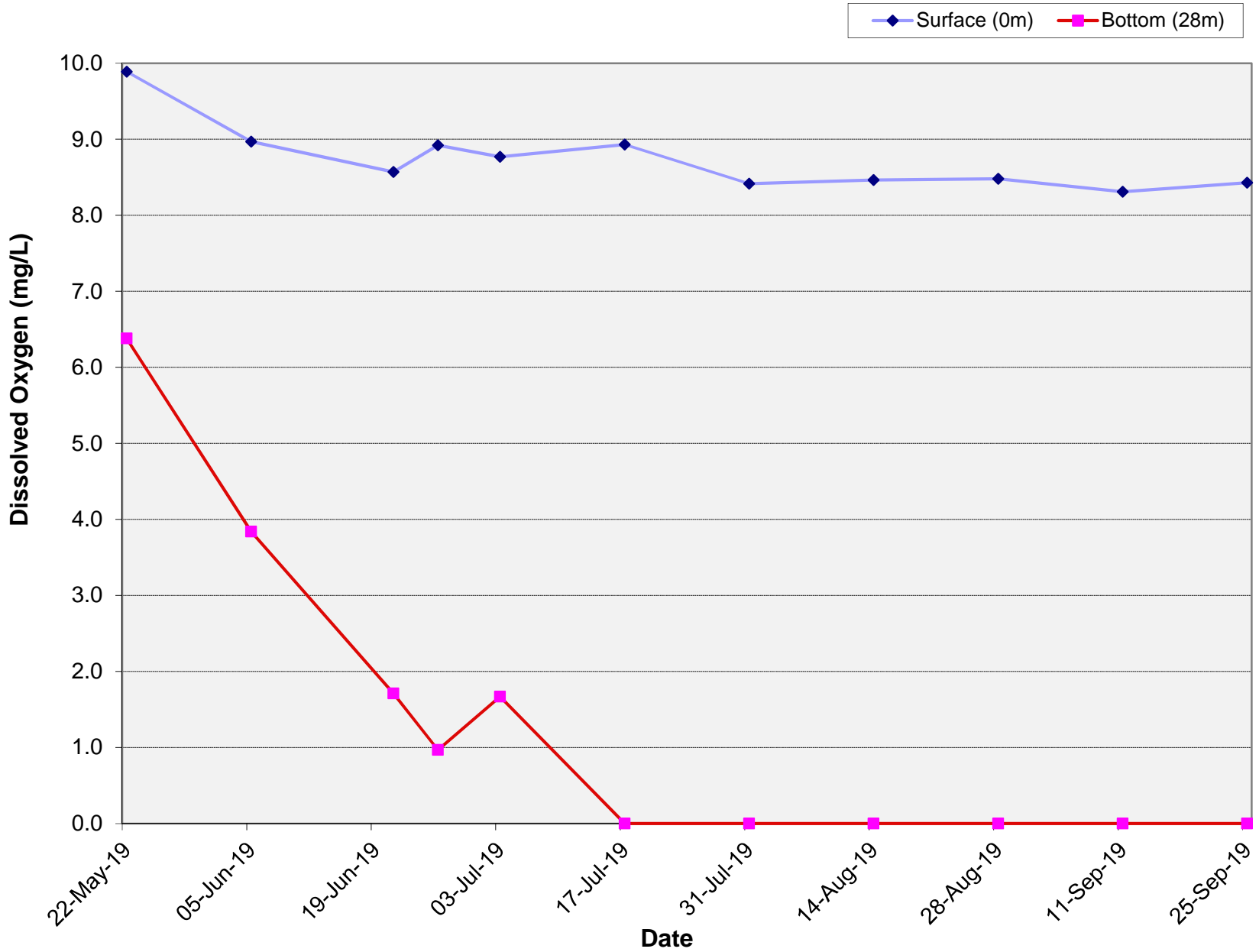
### Osoyoos Lake (at Central Basin) - Secchi Depth 2019



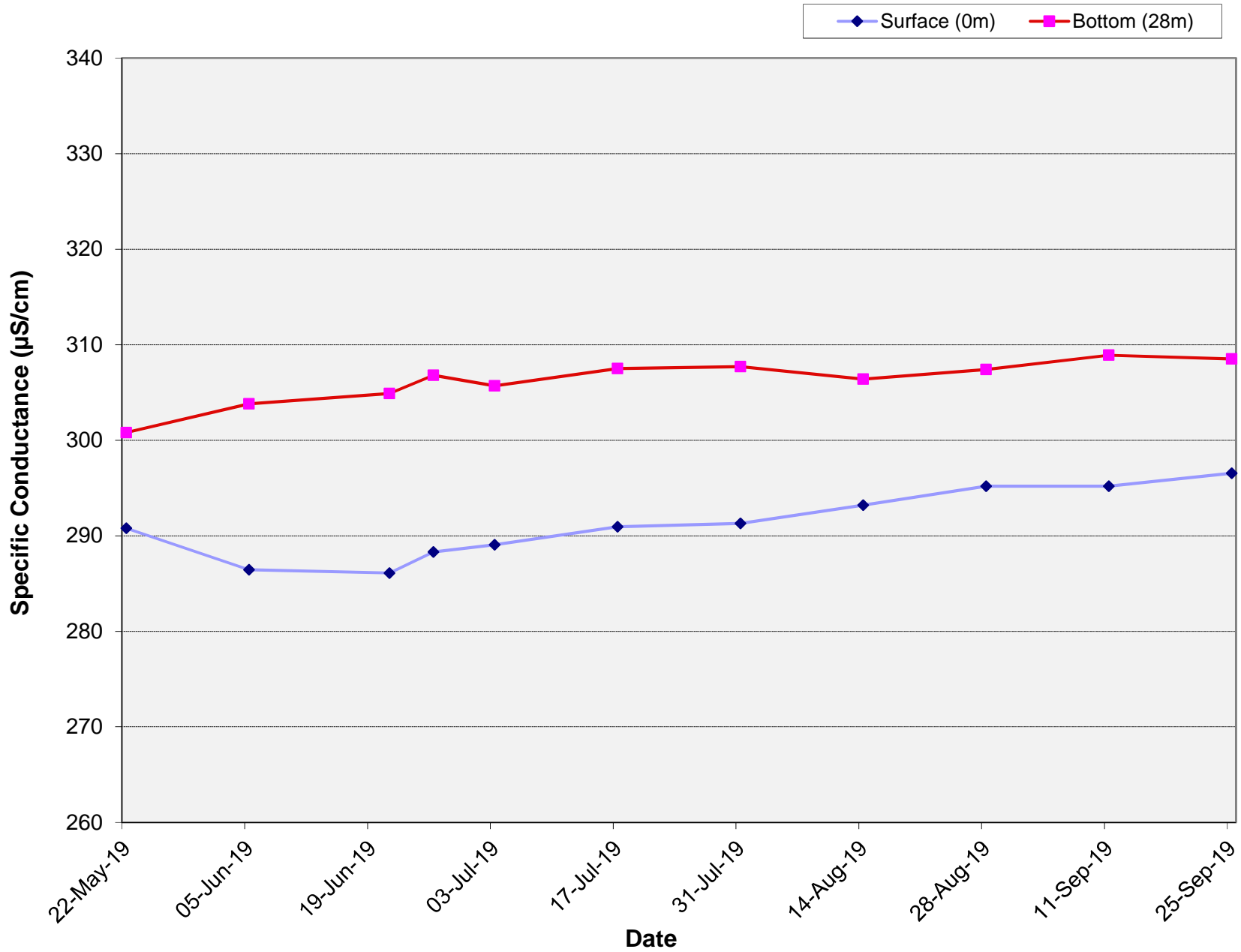
### Osoyoos Lake (at Central Basin) - Water Temperature 2019



### Osoyoos Lake (at Central Basin) - Dissolved Oxygen Levels 2019



### Osoyoos Lake (at Central Basin) - Specific Conductance 2019



OLWQS - CENTRAL BASIN 2019

**DEPTH DATA:**

**Depth (m)**

22-May-19	5-Jun-19	21-Jun-19	26-Jun-19	3-Jul-19	17-Jul-19	31-Jul-19	14-Aug-19	28-Aug-19	11-Sep-19	25-Sep-19
0.00	0.00	0.00	0.00	0.00	0.00	0.00	0.00	0.00	0.00	0.00
1.98	1.90	1.93	2.01	1.90	1.98	2.02	1.95	1.99	1.94	2.05
3.93	3.85	3.92	3.94	3.82	3.71	3.60	3.93	3.93	3.87	3.94
5.79	5.82	5.88	5.93	5.86	5.74	5.80	5.85	5.80	5.75	5.77
7.89	7.91	7.7	7.93	7.96	7.68	7.98	7.99	7.93	7.92	7.94
9.91	9.95	9.92	9.94	9.96	9.64	9.90	9.90	9.86	9.88	9.76
11.92	11.83	11.99	11.92	11.87	11.78	11.89	11.91	11.81	11.90	11.97
13.92	13.95	13.53	13.96	13.86	13.77	13.74	13.91	13.75	13.90	13.90
15.93	15.98	15.8	15.95	15.93	15.72	15.99	15.96	15.90	15.91	15.97
17.97	17.75	17.88	17.97	17.85	17.84	17.88	17.91	17.84	17.92	17.94
19.75	19.87	19.94	19.91	19.97	19.81	19.91	19.90	19.77	19.92	19.94
21.82	21.95	21.62	21.86	22.03	21.54	21.91	21.64	21.74	21.92	21.93
23.83	23.87	23.9	23.94	23.96	23.38	23.96	23.94	23.89	23.93	23.84
25.98	25.70	25.93	25.93	25.94	25.41	25.99	25.94	25.89	25.93	25.89
27.93	27.86	27.88	27.98	27.94	27.80	27.96	27.96	27.85	27.96	27.78

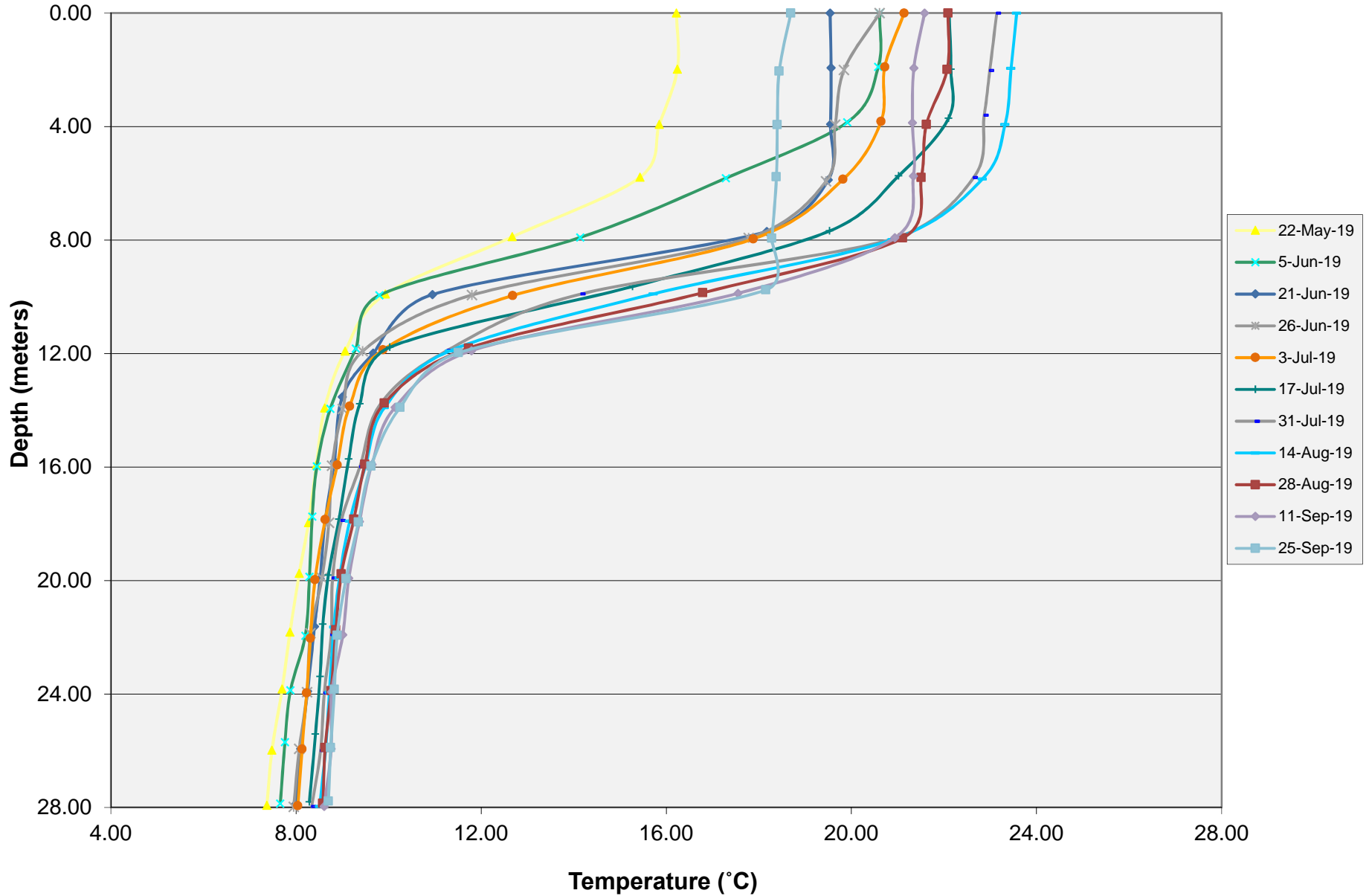
**Temperature (°C)**

22-May-19	5-Jun-19	21-Jun-19	26-Jun-19	3-Jul-19	17-Jul-19	31-Jul-19	14-Aug-19	28-Aug-19	11-Sep-19	25-Sep-19
16.22	20.61	19.54	20.61	21.14	22.11	23.14	23.57	22.09	21.58	18.69
16.24	20.58	19.56	19.84	20.72	22.15	22.99	23.45	22.07	21.35	18.44
15.85	19.91	19.55	19.65	20.64	22.10	22.87	23.32	21.62	21.32	18.40
15.43	17.29	19.50	19.45	19.82	21.02	22.64	22.83	21.51	21.34	18.38
12.67	14.14	18.17	17.78	17.88	19.53	20.85	20.88	21.11	20.94	18.28
9.93	9.80	10.95	11.80	12.68	15.27	14.16	15.72	16.79	17.55	18.15
9.06	9.29	9.67	9.44	9.88	10.03	11.27	11.32	11.73	11.79	11.51
8.62	8.74	9.00	9.01	9.16	9.38	9.84	9.91	9.91	10.14	10.25
8.44	8.45	8.83	8.78	8.89	9.14	9.38	9.50	9.49	9.64	9.62
8.27	8.35	8.63	8.71	8.63	8.93	8.98	9.16	9.25	9.37	9.35
8.07	8.29	8.52	8.56	8.41	8.70	8.79	8.94	8.98	9.14	9.08
7.87	8.20	8.40	8.31	8.31	8.58	8.76	8.82	8.86	9.01	8.89
7.70	7.88	8.25	8.24	8.23	8.52	8.61	8.72	8.76	8.77	8.83
7.48	7.76	8.10	8.07	8.13	8.42	8.53	8.64	8.63	8.76	8.75
7.37	7.66	7.99	7.95	8.04	8.29	8.34	8.51	8.58	8.61	8.70

**Dissolved Oxygen (mg/L)**

22-May-19	5-Jun-19	21-Jun-19	26-Jun-19	3-Jul-19	17-Jul-19	31-Jul-19	14-Aug-19	28-Aug-19	11-Sep-19	25-Sep-19
9.89	8.97	8.57	8.92	8.77	8.93	8.42	8.47	8.48	8.31	8.43
9.87	8.98	8.47	8.92	8.93	8.91	8.46	8.48	8.48	8.32	8.29
9.87	9.48	8.47	8.76	8.96	8.91	8.46	8.49	8.38	8.28	8.29
9.84	9.97	8.40	8.62	8.77	8.55	8.29	8.08	7.99	8.12	8.15
10.15	9.26	8.32	8.05	7.76	7.64	7.35	6.57	6.80	5.74	7.97
9.18	7.19	6.90	6.87	6.06	5.13	3.74	2.88	1.23	0.54	7.67
7.94	6.33	5.47	4.06	3.84	2.01	1.40	0.00	0.00	0.00	0.00
7.38	5.46	3.98	3.40	2.84	1.56	0.65	0.00	0.00	0.00	0.00
7.28	5.06	3.77	3.04	2.56	1.43	0.24	0.00	0.00	0.00	0.00
7.02	4.96	3.45	2.91	1.98	1.26	0.04	0.00	0.00	0.00	0.00
6.94	4.96	3.12	2.67	1.67	1.03	0.00	0.00	0.00	0.00	0.00
7.05	4.85	2.90	2.17	1.48	0.92	0.00	0.00	0.00	0.00	0.00
6.94	4.47	2.74	1.72	1.16	0.78	0.00	0.00	0.00	0.00	0.00
6.72	4.05	2.17	1.06	0.53	0.20	0.00	0.00	0.00	0.00	0.00
6.38	3.84	1.71	0.97	0.21	0.00	0.00	0.00	0.00	0.00	0.00

### Osoyoos Lake (at Central Basin) - Temperature Profiles 2019



### Osoyoos Lake (at Central Basin) - Oxygen Profiles 2019

