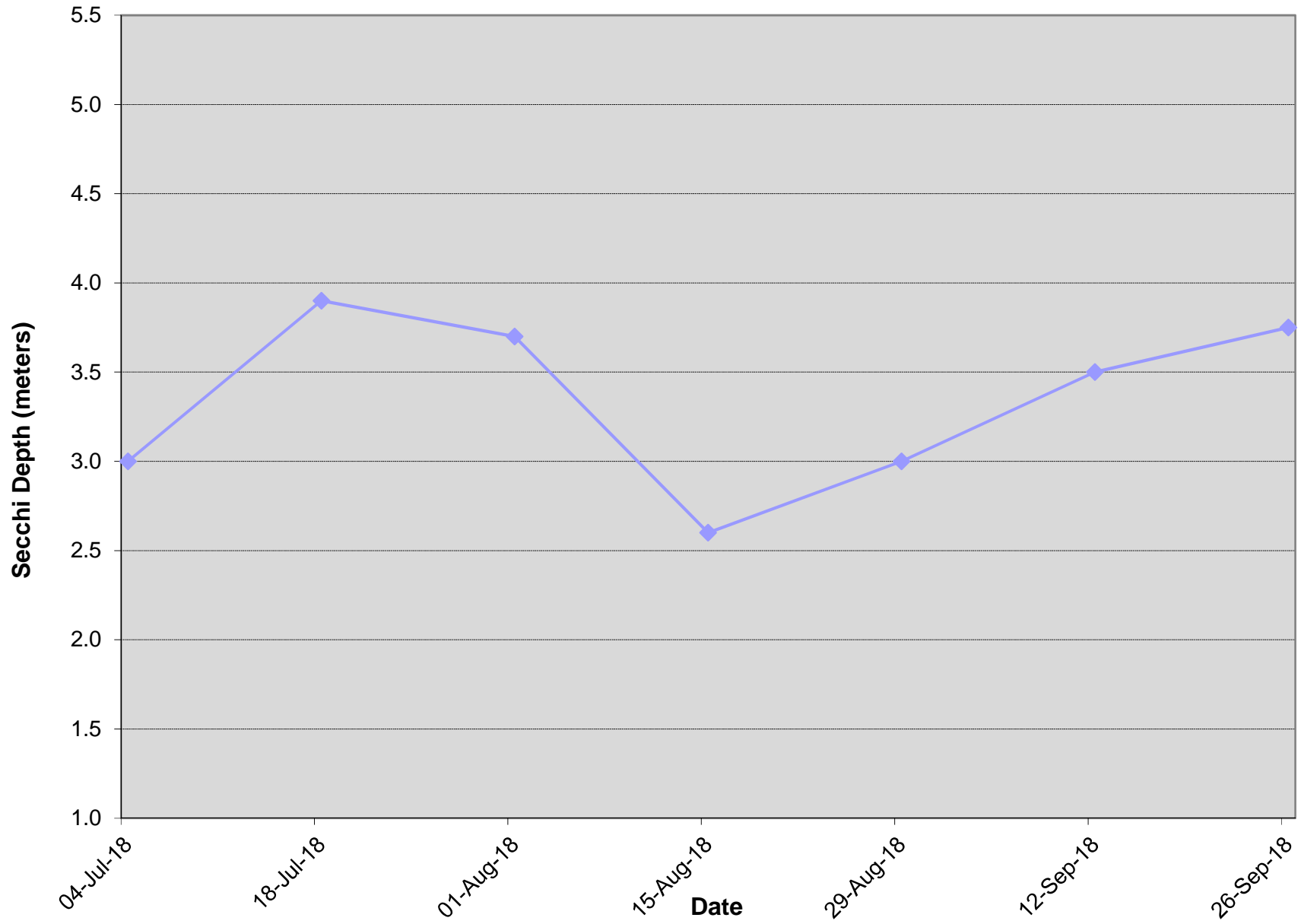


OLWQS 2018 4 PACKING HOUSE

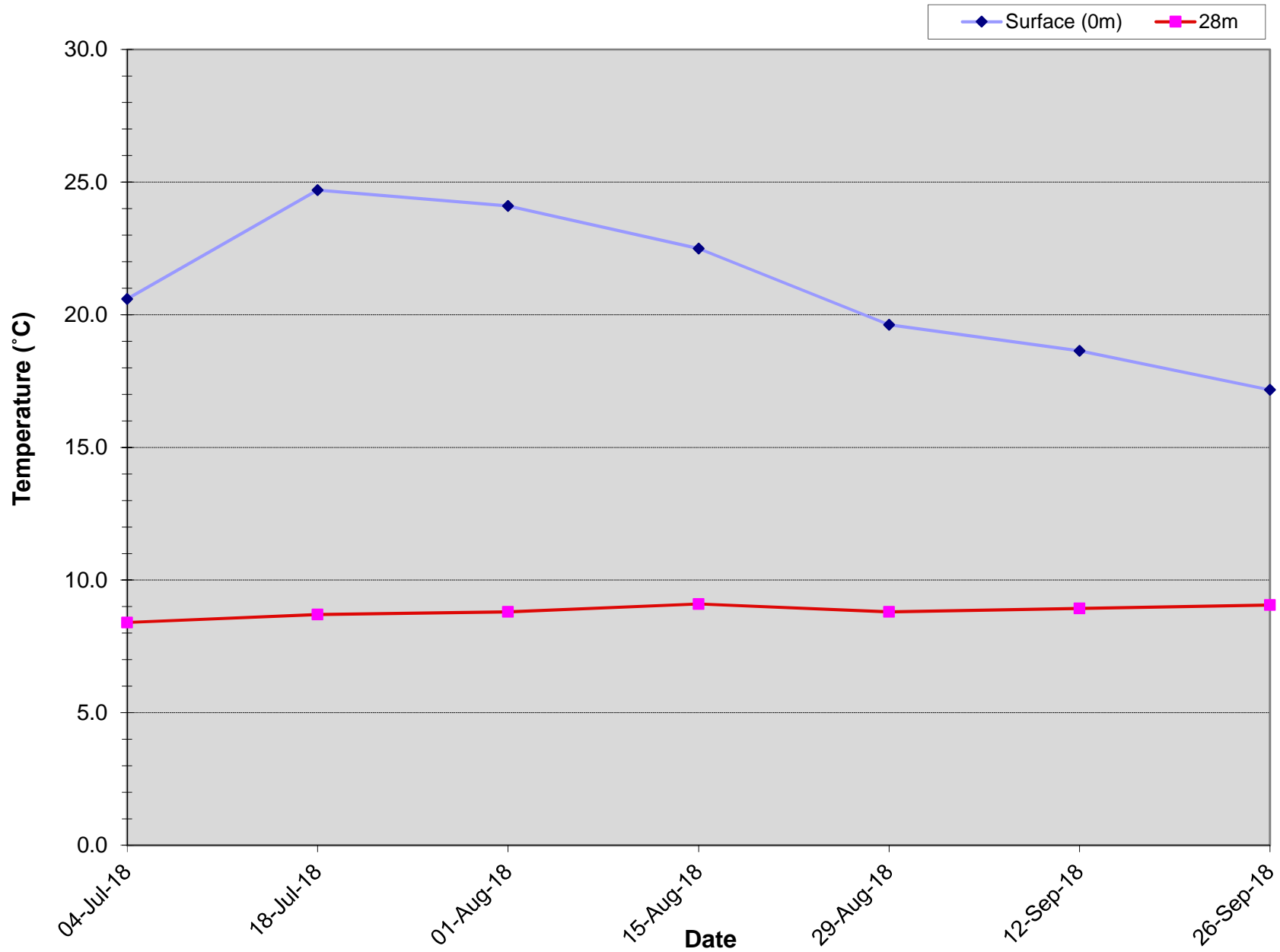
DATA - PACKINGHOUSE - 2018

DATE	TIME	SKY CONDITION	WIND DIRECTION	WIND STRENGTH	WATER CONDITION	AIR TEMPERATURE (°C)	LAKE DEPTH (meters)	SECCHI DISC (meters)	TEMP, SURFACE (°C at 0m)	TEMP, BOTTOM (°C at 28m)	D.O. SURFACE (mg/l at 0m)	D.O. BOTTOM (mg/l at 28m)	SPEC. COND. - SURFACE (µS/cm)	SPEC. COND. - BTM (µS/cm)	pH SURFACE	pH BOTTOM (18 m)	THERMOCLINE			NOTES	
																	DEPTH (meters)	TEMP (°C)	D.O. (ppm)		
4-Jul-18	3:30 PM	Scattered	S	Light	Small Waves	27	64	3.0	20.6	8.4	7.93	7.61	271.6	293.6	7.68	7.21	18	10.4	7.42		
18-Jul-18	12:35 AM	Clear	S	Light	Calm		64	3.9	24.7	8.7	8.43	8.16	280.2	293.1	7.86	7.21	14	16.1	7.11	Air T thermometer broken.	
1-Aug-18	11:45 AM	Clear	NW	Light	Light ripple	32	64	3.7	24.1	8.8	7.06	5.87	294.3	301.5	8.14	7.26	16	13.9	4.81		
15-Aug-18	11:40 AM	Clear	-	Calm	Light ripple	24	64	2.6	22.5	9.1	7.91	6.09	297.5	305.7	8.02	7.13	16	14.0	4.70		
29-Aug-18	11:35 AM	Overcast		Light	Light ripple	21	64	3.0	19.6	8.8	8.50	4.64	278.0	276.0	8.38	7.30	18			Used Hydrolab HL4 sond, first time.	
12-Sep-18	11:45 AM	Broken	S	Light	Light ripple	14	64	3.5	18.6	8.9	8.66	3.82	281.5	277.0	8.41	7.30	15	17.3	5.92	Used Hydrolab HL4 sond.	
26-Sep-18	11:35 AM	Clear		Calm	Calm	17	64	3.8	17.2	9.1	9.28	2.91	285.0	278.0	8.44	7.33	17	14.7	3.88	Used Hydrolab HL4 sond.	

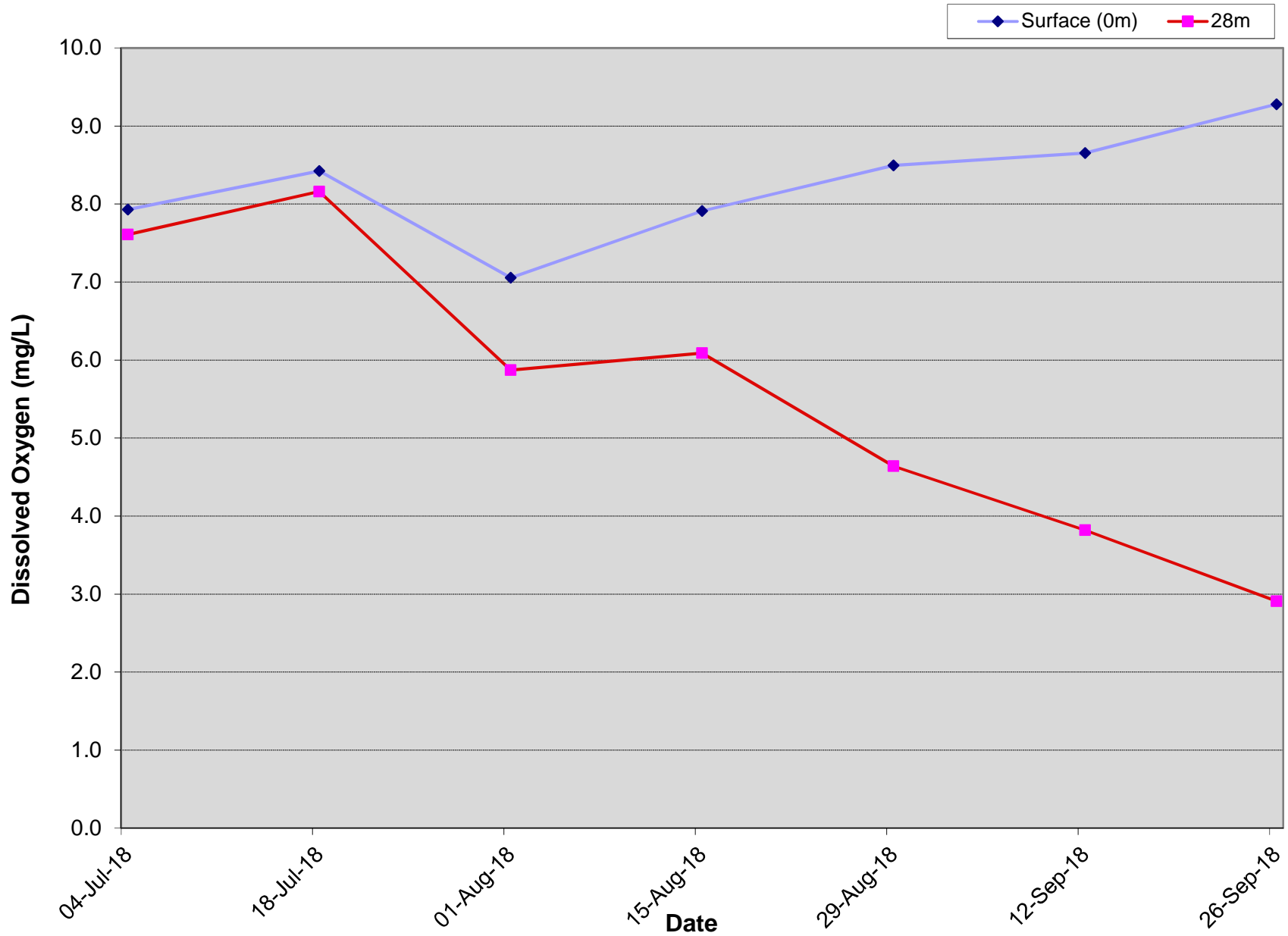
Osoyoos Lake (at Packing house) - Secchi Depth 2018



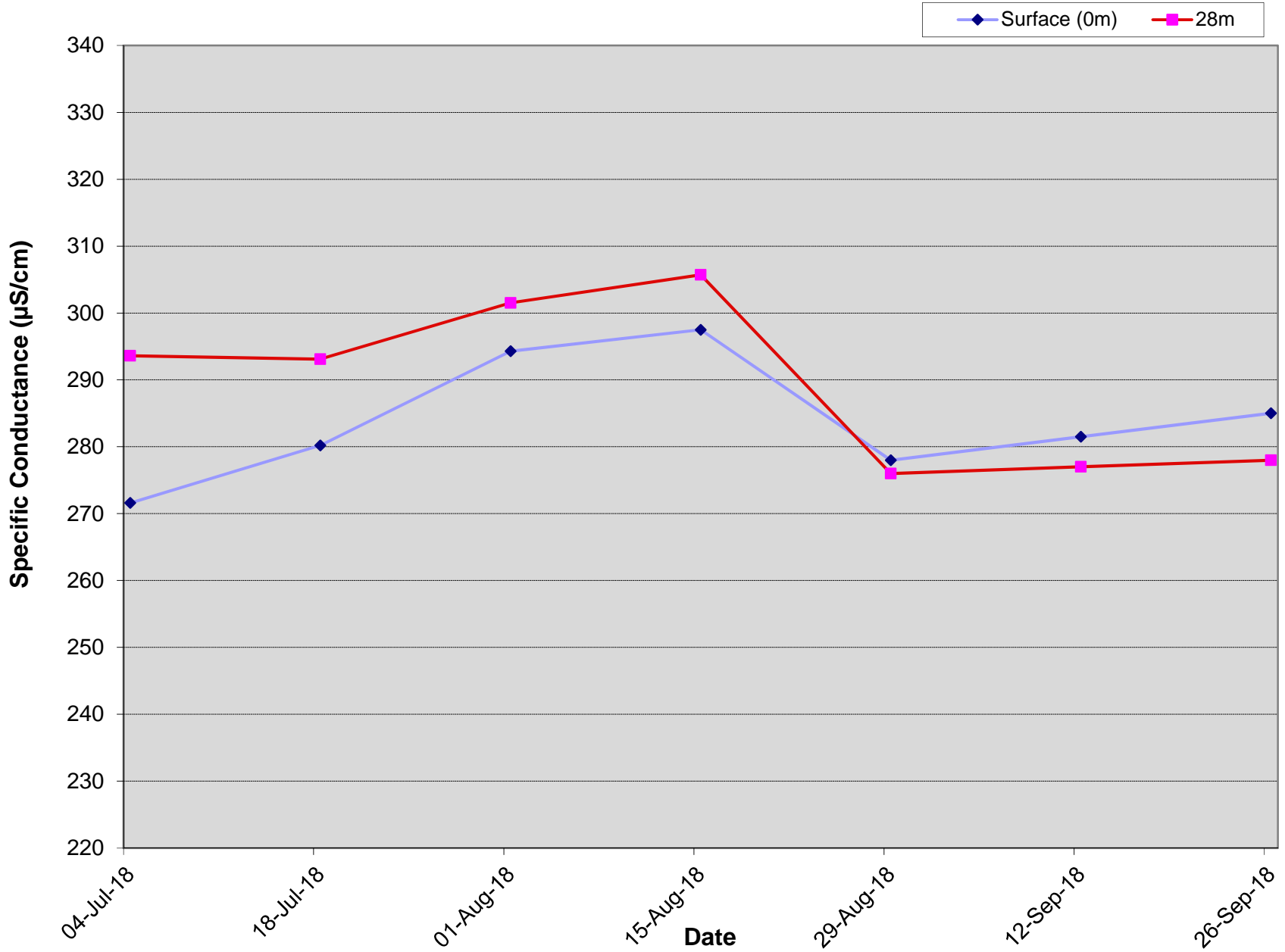
Osoyoos Lake (at Packing house) - Water Temperature 2018



Osoyoos Lake (at Packinghouse) - Dissolved Oxygen Levels 2018



Osoyoos Lake (at Packinghouse) - Specific Conductance 2018



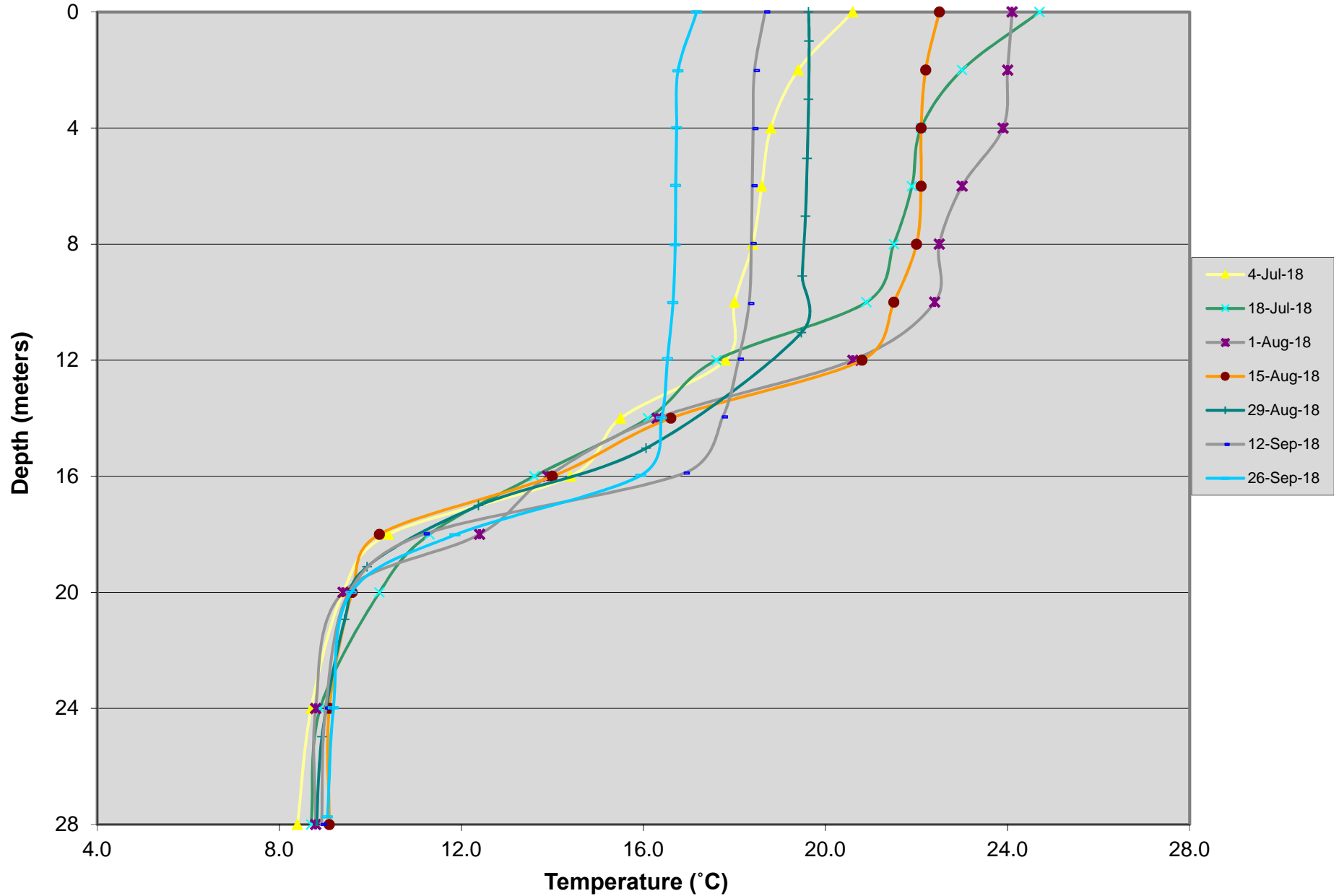
OLWQS - PACKING HOUSE 2017

Depth (m)							
4-Jul-18	18-Jul-18	1-Aug-18	15-Aug-18	29-Aug-18	12-Sep-18	26-Sep-18	
0	0	0	0	0.00	0	0	
2	2	2	2	1.00	2.02	2.03	
4	4	4	4	3.01	4.02	4	
6	6	6	6	5.05	5.99	5.98	
8	8	8	8	7.04	7.98	8.03	
10	10	10	10	9.10	10.05	10.02	
12	12	12	12	11.05	11.97	11.95	
14	14	14	14	15.03	13.96	13.99	
16	16	16	16	17.01	15.89	15.97	
18	18	18	18	19.12	17.99	18.02	
20	20	20	20	20.93	19.98	20	
24	24	24	24	24.98	23.99	23.98	
28	28	28	28	28.89	28	27.74	

Temperature (°C)							
4-Jul-18	18-Jul-18	1-Aug-18	15-Aug-18	29-Aug-18	12-Sep-18	26-Sep-18	
20.6	24.7	24.1	22.5	19.6	18.7	17.2	
19.4	23.0	24.0	22.2	19.6	18.4	16.8	
18.8	22.1	23.9	22.1	19.6	18.4	16.7	
18.6	21.9	23.0	22.1	19.6	18.4	16.7	
18.4	21.5	22.5	22.0	19.6	18.4	16.7	
18.0	20.9	22.4	21.5	19.5	18.3	16.7	
17.8	17.6	20.6	20.8	19.5	18.1	16.5	
15.5	16.1	16.3	16.6	16.1	17.7	16.4	
14.4	13.6	13.9	14.0	12.4	16.9	15.9	
10.4	11.3	12.4	10.2	9.9	11.2	11.9	
9.4	10.2	9.4	9.6	9.4	9.5	9.6	
8.7	8.9	8.8	9.1	8.9	9.0	9.2	
8.4	8.7	8.8	9.1	8.8	8.9	9.1	

Dissolved Oxygen (mg/L)							
4-Jul-18	18-Jul-18	1-Aug-18	15-Aug-18	29-Aug-18	12-Sep-18	26-Sep-18	
7.93	8.43	7.06	7.91	8.50	8.90	9.28	
8.08	8.84	7.16	7.99	8.49	8.85	9.18	
7.85	8.80	7.16	8.06	8.46	8.81	9.07	
7.80	8.85	7.19	8.12	8.40	8.70	9.05	
7.54	8.85	6.99	7.98	8.32	8.58	9.05	
7.35	8.54	6.93	7.23	8.21	8.23	8.66	
7.40	7.28	5.52	6.19	8.18	7.55	8.30	
6.73	7.11	4.58	4.36	4.62	6.60	8.35	
6.80	7.32	4.81	4.70	4.12	5.44	6.08	
7.42	7.84	5.40	6.08	4.74	3.93	3.29	
7.48	8.07	5.95	6.13	4.73	3.97	3.03	
7.61	8.30	5.93	6.10	4.75	3.85	2.96	
7.61	8.16	5.87	6.09	4.64	3.82	2.91	

Osoyoos Lake (at Packinghouse) - Temperature Profiles 2018



Osoyoos Lake (at Packinghouse) - Oxygen Profiles 2018

